

Chapter 5 :



Computer Science

**Class XII (As per
CBSE Board)**

An illustration of a laptop computer. The screen is orange and displays the word "Recursion" in a bold, red, sans-serif font. The laptop is white with a black keyboard and a touchpad.

Recursion

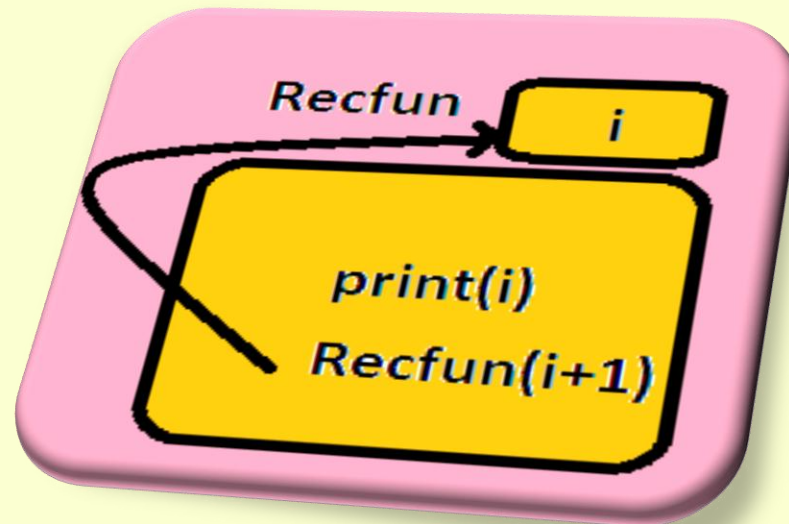
A purple starburst graphic with a white outline, containing the text "New Syllabus 2019-20" in blue.

**New
Syllabus
2019-20**

Visit : python.mykvs.in for regular updates

Recursion

It is a way of programming or coding technique, in which a function calls itself for one or more times in its body. Usually, it is returning the return value of this function call procedure. If a function definition fulfils such conditions, we can call this function a recursive function.



Recursion

The Two Laws of Recursion

- **Must have a base case** - There must be at least one base criteria/condition, when such condition is met the function stops calling itself.
- **Must move toward the base case** - The recursive calls should moves in such a way that each time it comes closer to the base criteria.

Recursion

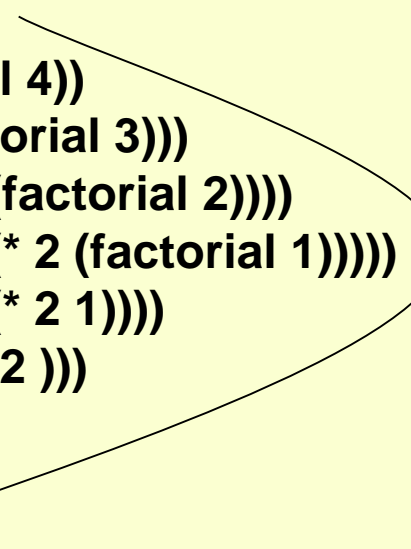
Factorial of a Number Using Recursion

ALGORITHM

1. Test if $n \leq 0$. If so, return 1.

2. If not, then call the factorial algorithm with $n - 1$ and multiply the result by n and return that value.

```
(factorial 5)
(* 5 (factorial 4))
(* 5 (* 4 (factorial 3)))
(* 5 (* 4 (* 3 (factorial 2))))
(* 5 (* 4 (* 3 (* 2 (factorial 1))))))
(* 5 (* 4 (* 3 (* 2 1))))
(* 5 (* 4 (* 3 2 )))
(* 5 (* 4 6 ))
(* 5 24 ))
120
```



Recursion

Factorial of a Number Using Recursion

PYTHON PROGRAM

```
def factorial(x):
```

```
    if x==1:
```

```
        return 1
```

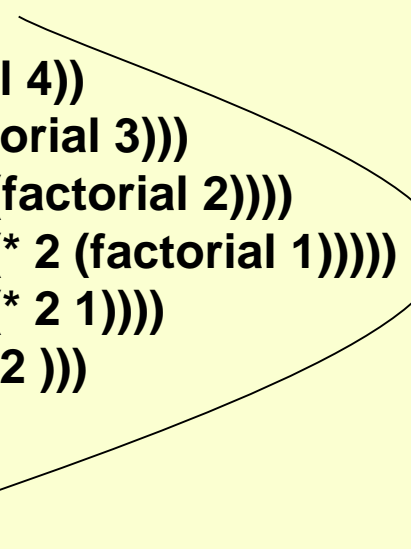
```
    else:
```

```
        return x*factorial(x-1)
```

```
f=factorial(5)
```

```
print ("factorial of 5 is ",f)
```

```
(factorial 5)  
(* 5 (factorial 4))  
(* 5 (* 4 (factorial 3)))  
(* 5 (* 4 (* 3 (factorial 2))))  
(* 5 (* 4 (* 3 (* 2 (factorial 1))))))  
(* 5 (* 4 (* 3 (* 2 1))))  
(* 5 (* 4 (* 3 2 )))  
(* 5 (* 4 6 ))  
(* 5 24 ))  
120
```



Recursion

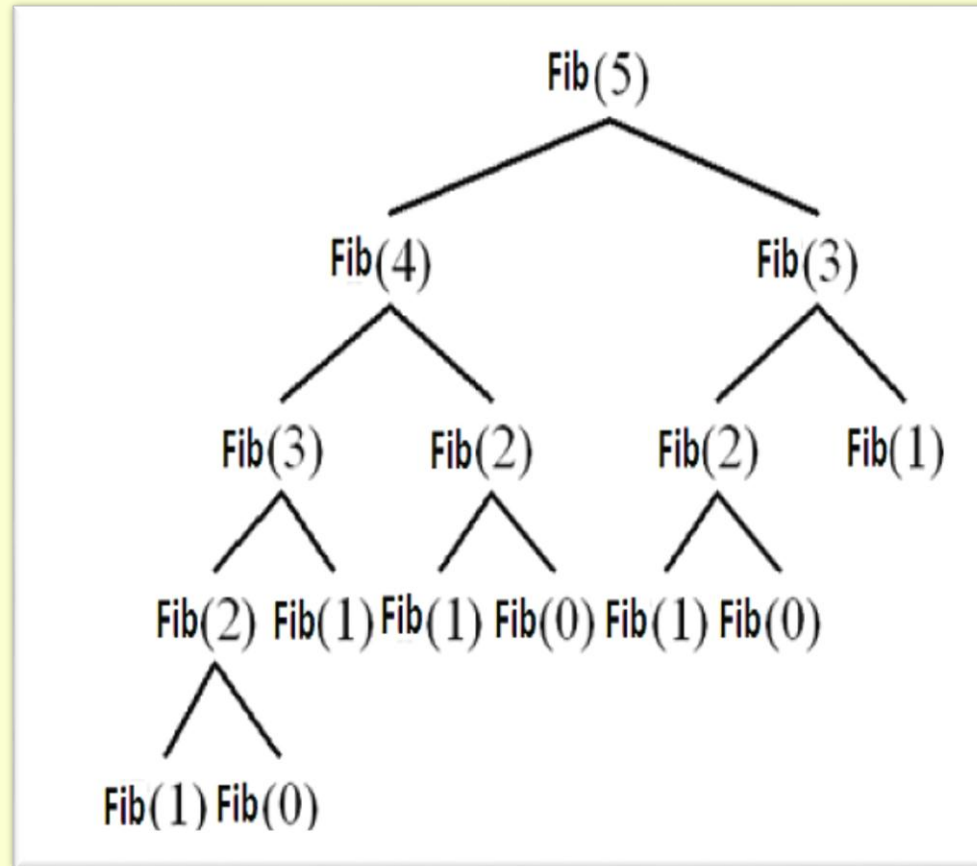
Fibonacci numbers Using Recursion

0, 1, 1, 2, 3, 5, 8, 13, 21, 34, 55, 89, 144, 233, ...

Algorithm

Fib(n)

1. If $n = 1$ or $n = 2$, then
2. return 1
3. Else
4. $a = \text{Fib}(n-1)$
5. $b = \text{Fib}(n-2)$
6. return $a+b$



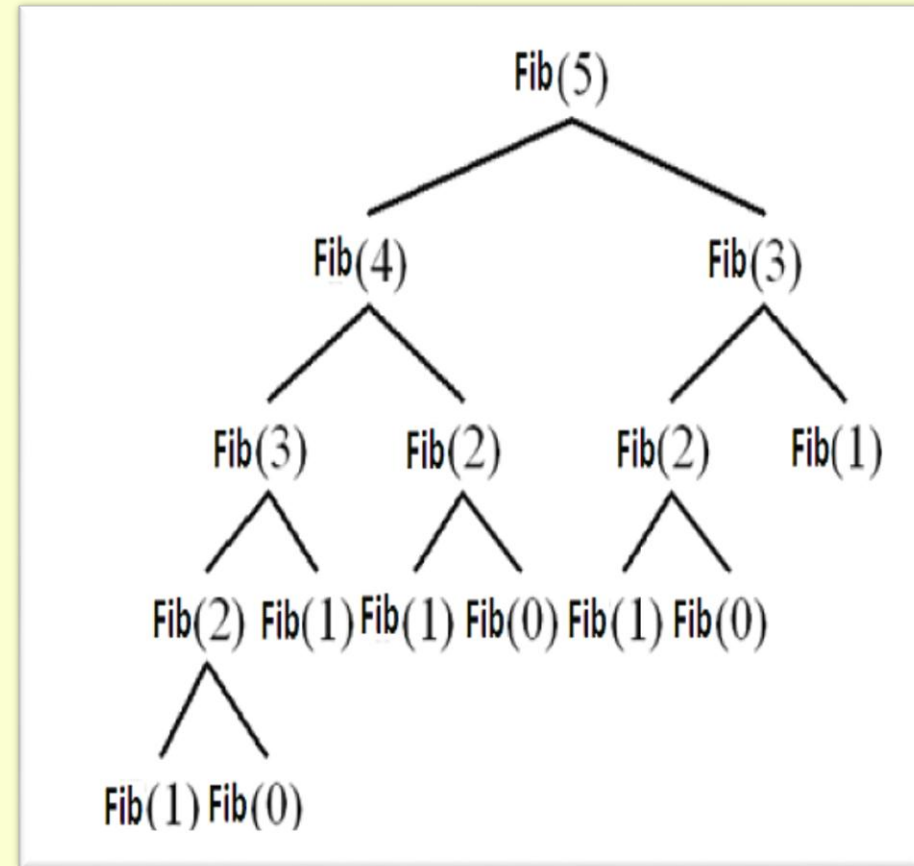
Recursion

Fibonacci numbers Using Recursion

0, 1, 1, 2, 3, 5, 8, 13, 21, 34, 55, 89, 144, 233, ...

Program

```
def fib(n):  
    if n <= 1:  
        return n  
    else:  
        return(fib(n-1) + fib(n-2))  
  
nterms = int(input("enter a number"))  
  
if nterms <= 0:  
    print("Plese enter a positive integer")  
else:  
    print("Fibonacci sequence:")  
    for i in range(nterms):  
        print(fib(i))
```

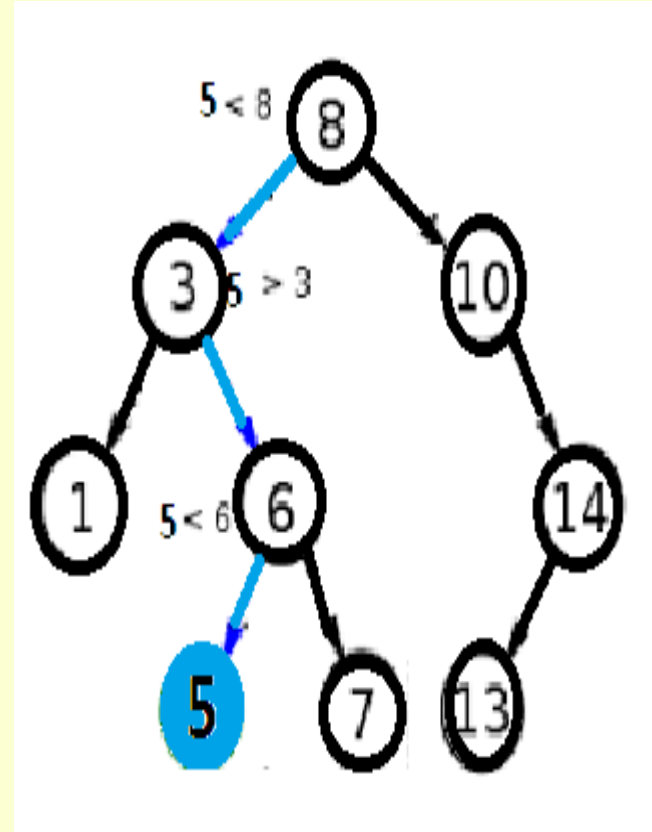


Recursion

Binary Search Using Recursion Algorithm

1. Find the midpoint of the array; this will be the element at $\text{arr}[\text{size}/2]$. The midpoint divides the array into two smaller arrays: lower half and upper half
2. Compare key to $\text{arr}[\text{midpoint}]$ by calling the user function `cmp_proc`.
3. If the key is a match, return $\text{arr}[\text{midpoint}]$; otherwise
4. If the array consists of only one element return NULL, indicating that there is no match; otherwise
5. If the key is less than the value extracted from $\text{arr}[\text{midpoint}]$ search the lower half of the array by recursively calling `search`; otherwise
6. Search the upper half of the array by recursively calling `search`.

NOTE:- For binary search all elements must be in order.



Recursion

Binary Search Using Recursion Program

```
def binarySearch (arr, first, last, x):  
    if last >= first:  
        mid =int( first + (last - first)/2)  
        if arr[mid] == x:  
            return mid  
        elif arr[mid] > x:  
            return binarySearch(arr, first, mid-1, x)  
        else:  
            return binarySearch(arr, mid+1, last, x)  
    else:  
        return -1
```

```
arr = [ 1,3,5,6,7,8,10,13,14 ]
```

```
x = 10
```

```
result = binarySearch(arr, 0, len(arr)-1, x)
```

```
if result != -1:
```

```
    print ("Element is present at index %d" % result)
```

```
else:
```

```
    print ("Element is not present in array")
```

